

**REPORT AND
SEMESTER WISE
RESULT ANALYSIS
2014 TO 2017**

RESULT ANALYSIS

Batch: 2011 to 2014

| SESSION : 2011-2014 | | | | | | | | | |
|---------------------|---------------------------|---------|---------|---------|---------|---------|---------|-------|-------|
| SL.No | NAME | 1st Sem | 2nd Sem | 3rd Sem | 4th Sem | 5th Sem | 6th Sem | Total | % |
| 1 | Anamika Sil | 53 | 53 | 103 | 101 | 277 | 315 | 902 | 64.43 |
| 2 | Bobita Kumari Sarmah | 71 | 83 | 145 | 139 | 266 | 346 | 1050 | 75.00 |
| 3 | Bhairabi Moran | 50 | 49 | 107 | 100 | 260 | 280 | 846 | 60.43 |
| 4 | Nabanita Dey | 53 | 60 | 112 | 122 | 298 | 268 | 913 | 65.21 |
| 5 | Nivedita Dey | 73 | 72 | 149 | 159 | 329 | 313 | 1095 | 78.21 |
| 6 | Priyanka Singh | 71 | 78 | 138 | 154 | 327 | 305 | 1073 | 76.64 |
| 7 | Puja Das | 62 | 58 | 124 | 129 | 254 | 258 | 885 | 63.21 |
| 8 | Purbashi Dutta | 62 | 52 | 131 | 131 | 301 | 297 | 974 | 69.57 |
| 9 | Purnima Devnath | 73 | 63 | 139 | 146 | 310 | 300 | 1031 | 73.64 |
| 10 | Ritu Kumari Mahato | 52 | 59 | 138 | 147 | 317 | 304 | 1017 | 72.64 |
| 11 | Ruksar Begum | 41 | 50 | 111 | 142 | 298 | 300 | 942 | 67.29 |
| 12 | Shanti Murah | 64 | 66 | 136 | 126 | 300 | 291 | 983 | 70.21 |
| 13 | Surabhi Devnath | 63 | 57 | 125 | 121 | 303 | 297 | 966 | 69.00 |
| 14 | Tanisha Sarma | 46 | 76 | 132 | 132 | 319 | 313 | 1018 | 72.71 |
| 15 | Taposhee Bhattacharjee | 37 | 57 | 118 | 122 | 313 | 306 | 953 | 68.07 |
| 16 | Tausin Khatun | 54 | 71 | 127 | 125 | 302 | 292 | 971 | 69.36 |
| 17 | Upasana Borah | 52 | 53 | 114 | 116 | 257 | 255 | 847 | 60.50 |
| | | | | | | | | | |

In July 2011 total 17 students were selected out of 59 students who appeared in the entrance test for Education major on the basis of their marks obtained in the entrance test. Though a large number of students appeared in the entrance test yet we could accommodate only 17

students due to the problems faced during practice teaching and laboratory practical. The enrolled students and their achievements in semester examinations were cited below in the table no 1.

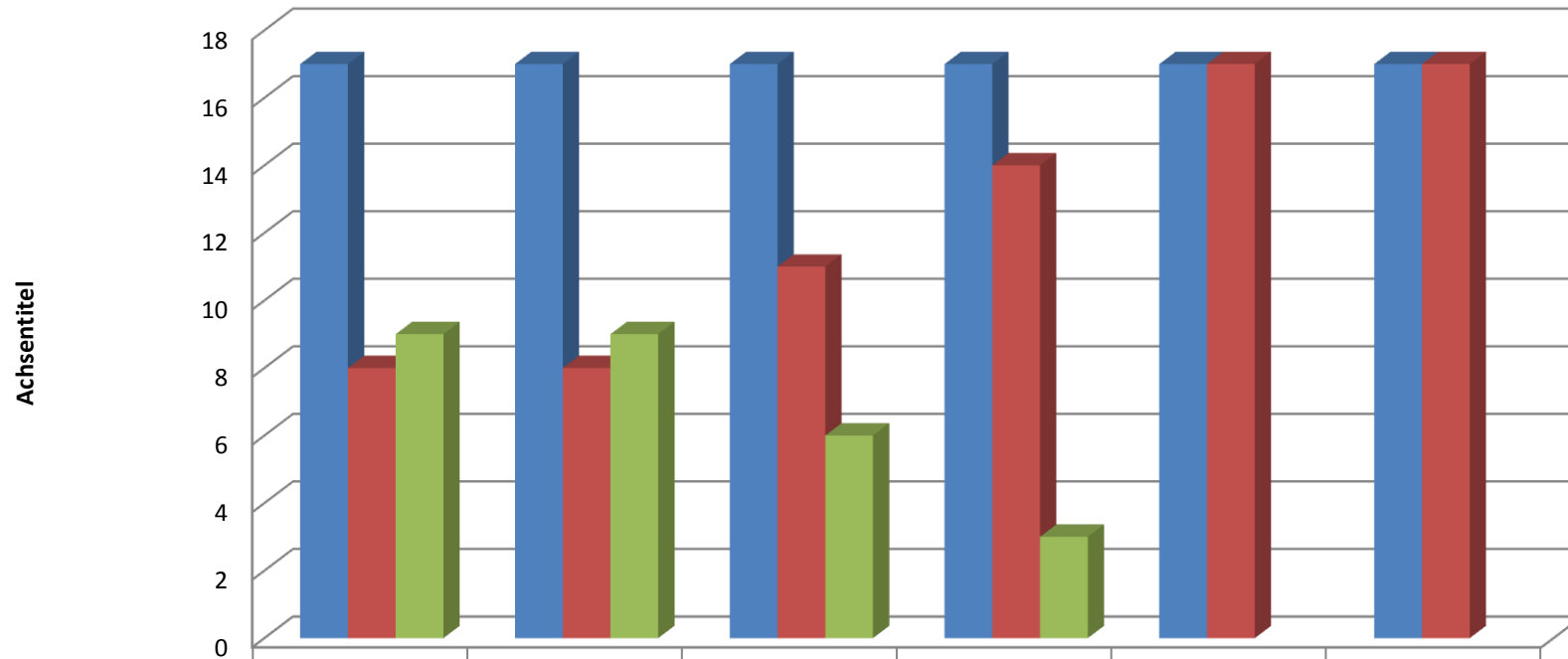
Table No. 01

TOTAL RESULT OF THE BATCH OF 2011-2014 AT A GLANCE

| Examination | Students Appeared | No of first class | Highest % | Highest % secured by |
|---------------------|-------------------|-------------------|-----------|----------------------|
| 1st Sem | 17 | 08 | 73% | Nibedita Dey |
| 2 nd Sem | 17 | 08 | 83% | Babita Kumari Sharma |
| 3 rd sem | 17 | 11 | 78% | Nibedita Dey |
| 4 th Sem | 17 | 14 | 79.5% | Nibedita Dey |
| 5 th Sem | 17 | 17 | 82.25% | Nibedita Dey |
| 6 th Sem | 17 | 17 | 86.5% | Babita Kumari Sharma |

***In the final result of this batch 100% students secured first class bringing glory to the department. In this final examination Miss Nibedita Dey got the over all highest percentage of 78.21% in the final result.

Batch 2011-2014



| | 1st Sem | 2nd Sem | 3rd Sem | 4th Sem | 5th Sem | 6th Sem |
|-------------------|---------|---------|---------|---------|---------|---------|
| Total Student | 17 | 17 | 17 | 17 | 17 | 17 |
| 1st Class Secured | 8 | 8 | 11 | 14 | 17 | 17 |
| 2nd Class Secured | 9 | 9 | 6 | 3 | | |

Graphical representation of the Result (Batch 2011-2014)

From the table it is observed that in the first Semester examination 08 students out of 17 got first class in their major subject. Miss Nibedita Dey got 73% which was the highest percentage of that semester. In the second semester total 8 students got first class in which Miss Babita Kumari Sharma got 83% as the highest percentage of that semester examination. In the third semester examination total 11 students got

first class with Miss Nibedita Dey securing 75% as the highest percentage in the class. Total 14 students got first class in the fourth semester examination where Miss Nibedita Dey again got the highest percentage i.e 79.5%. In the fifth semester examination total 17 students secured first class where Miss Nibedita Dey again got the highest percentage of 82.25%. In the sixth semester examination total 17 out of 17 students got first class i.e 100% first class where Miss Babita Kumari Sharma got the highest percentage in this semester examination. After analyzing the over all result of all the semester examinations of these students it was found that 100% students secured first class bringing glory to the department. In this final examination Miss Nibedita Dey got the over all highest percentage of 78.21% in the final result.

RESULT ANALYSIS

Batch : 2012 to 2015

| SL. NO. | NAME | 1st Sem | 2nd | 3rd | 4th | 5th | 6th | RESULTS | % |
|---------|------------------------|---------|-----|-----|-----|-----|-----|---------|-------------|
| 1 | Aarti Singh | 64 | 80 | 137 | 146 | 291 | 293 | 1011 | 72.21428571 |
| 2 | Alka Gupta | 68 | 73 | 137 | 136 | 280 | 280 | 974 | 69.57142857 |
| 3 | Bandana Moran | 63 | 70 | 143 | 151 | 303 | 297 | 1027 | 73.35714286 |
| 4 | Borkharani Moran | 66 | 85 | 139 | 152 | 313 | 315 | 1070 | 76.42857143 |
| 5 | Gargi Gohain | 65 | 73 | 149 | 139 | 292 | 308 | 1026 | 73.28571429 |
| 6 | Gitimoni Saikia | 55 | 77 | 130 | 143 | 299 | 298 | 1002 | 71.57142857 |
| 7 | Heena Kayant | 63 | 66 | 116 | 141 | 291 | 282 | 959 | 68.5 |
| 8 | Kankana Moran | 71 | 79 | 137 | 157 | 327 | 314 | 1085 | 77.5 |
| 9 | Kashmiri Saikia | 59 | 65 | 106 | 113 | 261 | 267 | 871 | 62.21428571 |
| 10 | Koyal Dutta | 52 | 60 | 105 | 109 | 238 | 236 | 800 | 57.14285714 |
| 11 | Maini Gogoi | 61 | 64 | 128 | 136 | 266 | 243 | 898 | 64.14285714 |
| 12 | Minakhee Bhattacharjee | 52 | 65 | 127 | 125 | 288 | 267 | 924 | 66 |
| 13 | Nandita Sonowal | 50 | 59 | 127 | 118 | 281 | 272 | 907 | 64.78571429 |
| 14 | Neeta Thapa | 58 | 64 | 132 | 146 | 310 | 294 | 1004 | 71.71428571 |
| 15 | Nikita Sharma | 50 | 69 | 119 | 151 | 285 | 286 | 960 | 68.57142857 |
| 16 | Nirmali Gohain | 57 | 62 | 101 | 108 | 247 | 249 | 824 | 58.86 |
| 17 | Pallabi Gogoi | 49 | 52 | 111 | 124 | 269 | 254 | 859 | 61.35714286 |
| 18 | Parishmita Saikia | 51 | 62 | 101 | 112 | 234 | 233 | 793 | 56.64 |
| 19 | Pooja Kumari Sharma | 53 | 74 | 148 | 147 | 292 | 281 | 995 | 71.07142857 |
| 20 | Popi Hazarika | 51 | 61 | 101 | 109 | 247 | 249 | 818 | 58.42 |
| 21 | Priyanka Gogoi | 61 | 63 | 134 | 116 | 244 | 279 | 897 | 64.07142857 |
| 22 | Purnima Das | 58 | 61 | 101 | 112 | 249 | 250 | 831 | 59.35714286 |

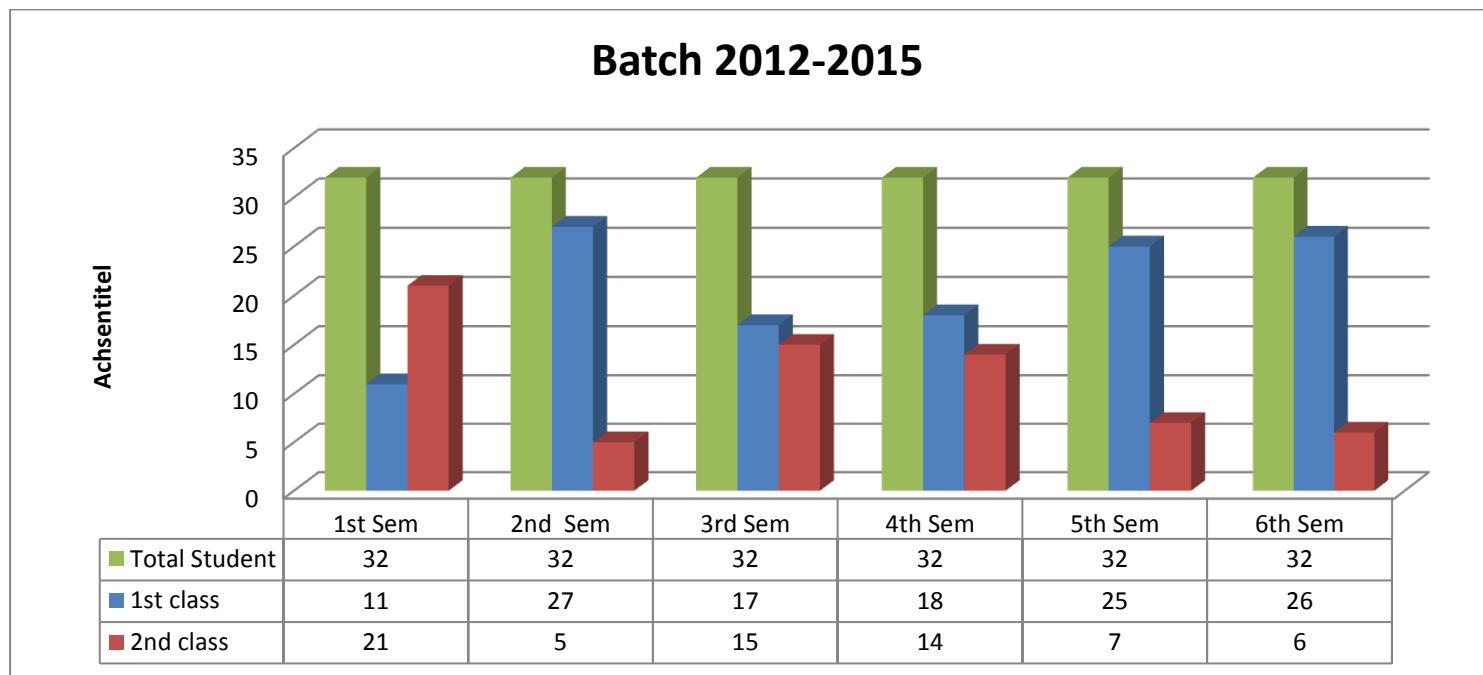
| | | | | | | | | | |
|----|------------------------|----|----|-----|-----|-----|-----|------|-------------|
| 23 | Pushpita Bhattacharjee | 62 | 70 | 123 | 143 | 272 | 253 | 923 | 65.92857143 |
| 24 | Rehana Begum | 70 | 84 | 147 | 157 | 312 | 310 | 1080 | 77.14285714 |
| 25 | Rinkumoni Gogoi | 46 | 53 | 102 | 124 | 267 | 265 | 857 | 61.21428571 |
| 26 | Soniya Buragohain | 50 | 68 | 122 | 119 | 296 | 278 | 933 | 66.64285714 |
| 27 | Sunanda Dutta | 49 | 61 | 119 | 117 | 267 | 276 | 889 | 63.5 |
| 28 | Sunita Gulam | 55 | 78 | 130 | 125 | 282 | 285 | 955 | 68.21428571 |
| 29 | Upasana Saikia | 50 | 49 | 107 | 128 | 247 | 267 | 848 | 60.57142857 |
| 30 | Ushma Sonowal | 54 | 63 | 102 | 101 | 243 | 251 | 814 | 58.14 |
| 31 | Ruchi Kanu | 53 | 59 | 105 | 107 | 241 | 254 | 819 | 58.5 |
| 32 | Karabi Moran | 55 | 65 | 116 | 114 | 235 | 245 | 830 | 59.28571429 |

In the new session of July 2012 total 32 students were selected for education major. For this an entrance test was held in the department where total 80 students appeared. Out of those 80 students 32 were selected on the basis of their marks obtained in the entrance test. Due to the laboratory practical and practice teaching it was difficult for the department to accommodate a large number of students in the education major class. Thus the department could accommodate only 32 students for this batch. The enrolled students and their achievements in the semester examination are shown in the Table no 2.

Table No 2
TOTAL RESULT OF THE BATCH OF 2012-2015 AT A GLANCE

| Examination | Students Appeared | No of first class | Highest % | Highest % secured by |
|---------------------|-------------------|-------------------|-----------|-----------------------------|
| 1st Sem | 32 | 11 | 71% | Kankana Moran |
| 2 nd Sem | 32 | 27 | 85% | Borakharani Moran |
| 3 rd sem | 32 | 17 | 74.5% | Gargi Gohain |
| 4 th Sem | 32 | 18 | 78.5% | Kankana Moran &Rehena Begam |
| 5 th Sem | 32 | 25 | 82% | Kankana Moran |
| 6 th Sem | 32 | 26 | 78.75% | Borakharani Moran |

***In the final result of this batch 81.25% students secured first class . In this final examination Kankana Moran got the over all highest percentage of 77.5% in the final result .



Graphical representation of the Result (Batch 2012-2015)

From table no 2, it is observed that in the first Semester examination of this batch 11 students out of 32 got first class in their major subject. Miss Kankana Moran got 71% which was the highest percentage of that semester. In the second semester total 27 students got first class in which Miss Borakharani Moran got 85% as the highest percentage of that semester examination. In the third semester examination total 17 students got first class with Miss Gargi Gohain securing 74.5% as the highest percentage in the class. Total 18 students got first class in the fourth semester examination where Miss Kankana Moran & Miss Rehena Begum got the highest percentage i.e 78.5%. In the fifth semester examination total 25 students secured first class where Miss Kankana Moran again got the highest percentage of 82%. In the sixth semester examination total 26 out of 32 students got first class where Miss Borakharani Moran got the highest percentage in this semester examination with 78.75% . After analyzing the over all result of all the semester examinations of these students it was found that 81.25% students secured first class in this sixth semester examination

RESULT ANALYSIS

Batch : 2013 to 2016

| NAME | 1ST Sem | 2ND | 3RD | 4TH | 5TH | 6TH | TOTAL | % | Result |
|------------------------|---------|-----|-----|-----|-----|-----|-------|-----|-----------|
| Anindita Chowdhury | 69 | 67 | 140 | 124 | 289 | 271 | 960 | 69% | 1st class |
| Aparna Bhoradwaj | 84 | 75 | 159 | 149 | 327 | 297 | 1091 | 78% | 1st class |
| Apolina Tirkey | 54 | 57 | 124 | 125 | 255 | 247 | 862 | 62% | 1st class |
| Bhaswati Baruah | 68 | 57 | 135 | 132 | 303 | 259 | 954 | 68% | 1st class |
| Binita Sharma | 59 | 65 | 148 | 139 | 304 | 265 | 980 | 70% | 1st class |
| Debjani Khanikar | 64 | 72 | 138 | 123 | 271 | 255 | 923 | 66% | 1st class |
| Dikhya Dey | 60 | 63 | 130 | 129 | 295 | 254 | 931 | 67% | 1st class |
| Dulumoni Mout | 72 | 60 | 140 | 138 | 296 | 259 | 965 | 69% | 1st class |
| Hima Chetri | 60 | 73 | 137 | 134 | 298 | 262 | 964 | 69% | 1st class |
| Joya Sonowal | 72 | 66 | 142 | 127 | 272 | 243 | 922 | 66% | 1st class |
| Mayurakshi Chakraborty | 53 | 61 | 132 | 113 | 243 | 187 | 789 | 56% | 2nd class |
| Momi Mondal | 48 | 52 | 126 | 111 | 259 | 235 | 831 | 59% | 2nd class |
| Moumita Deb | 70 | 67 | 136 | 127 | 294 | 258 | 952 | 68% | 1st class |
| Nayanika Khatoniyar | 58 | 68 | 132 | 125 | 274 | 250 | 907 | 65% | 1st class |
| Parbeen Sonowal | 49 | 54 | 117 | 119 | 270 | 231 | 840 | 60% | 1st class |
| Parishmita Phukan | 52 | 69 | 120 | 113 | 286 | 243 | 883 | 63% | 1st class |
| Pronami Mahanta | 60 | 56 | 143 | 123 | 297 | 264 | 943 | 67% | 1st class |
| Puja Bora | 56 | 66 | 145 | 127 | 297 | 265 | 956 | 68% | 1st class |
| Rajni Singh | 54 | 63 | 127 | 107 | 252 | 177 | 780 | 56% | 2nd class |
| Rituparna Sengupta | 49 | 59 | 122 | 125 | 280 | 242 | 877 | 63% | 1st class |
| Rupista Herenj | 60 | 70 | 153 | 132 | 327 | 268 | 1010 | 72% | 1st class |
| Sangita Paul | 56 | 61 | 155 | 136 | 317 | 257 | 982 | 70% | 1st class |

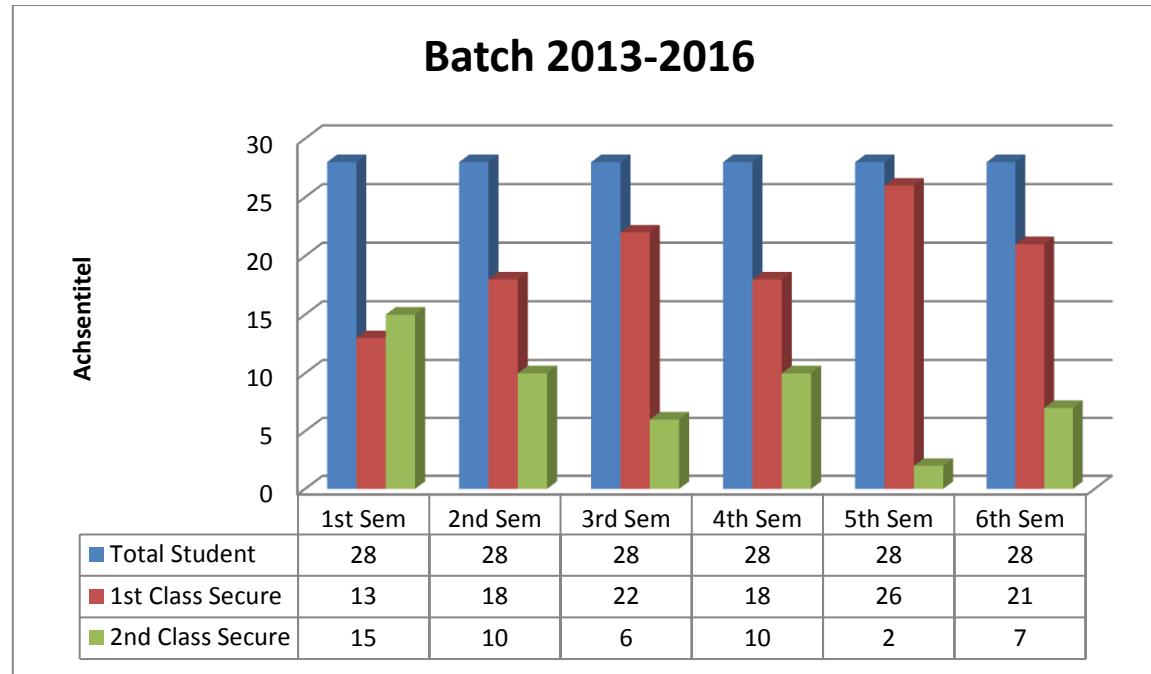
| | | | | | | | | | |
|-------------------|----|----|-----|-----|-----|-----|-----|--------|-----------|
| Simi Sonowal | 58 | 57 | 118 | 100 | 269 | 235 | 837 | 59.79% | 2nd class |
| Sushmita Dutta | | | | | | | | | |
| Sushmita Karmakar | 73 | 72 | 113 | 116 | 286 | 244 | 904 | 65% | 1st class |
| Swagata Dutta | | | 116 | 111 | 261 | 228 | 821 | 59% | 2nd class |
| Tanya Das | 73 | 61 | 130 | 126 | 289 | 230 | 909 | 65% | 1st class |
| Sarada Upadhya | 59 | 57 | 117 | 113 | 237 | 235 | 818 | 58.43 | 2nd class |

In July 2013 total 28 students were selected out of 60 students who appeared in the entrance test for Education major on the basis of their marks obtained in the entrance test. Though a large number of students appeared in the entrance test yet we could accommodate only 28 students due to the problems faced during practice teaching and laboratory practical. The results of the students are shown in the table no 3.

Table No. 3
RESULT OF THE BATCH OF 2013-2016 AT A GLANCE

| Examination | Students Appeared | No of first class | Highest % | Highest % secured by |
|---------------------|-------------------|-------------------|-----------|-----------------------------------|
| 1st Sem | 28 | 13 | 84% | Aparna Bhoradwaj |
| 2 nd Sem | 28 | 18 | 75% | Aparna Bhoradwaj |
| 3 rd sem | 28 | 22 | 79.5% | Aparna Bhoradwaj |
| 4 th Sem | 28 | 18 | 74.5% | Aparna Bhoradwaj |
| 5 th Sem | 28 | 26 | 81.75 | Aparna Bhoradwaj & Rupista Heranj |
| 6 th Sem | 28 | 21 | 75% | Aparna Bhoradwaj |

***In the final result of this batch 68% students secured first class . In this final examination Miss Aparna Bhoradwaj got the over all highest percentage of 74.2.5% in the final result.



Graphical representation of the Result (Batch 2013-2016)

In the First Semester examination of this batch 13 students out of 28 got first class in their major subject. Miss Aparna Bhoradwaj got 84% which was the highest percentage of that semester. In the second semester total 18 students got first class in which Miss Aparna Bhoradwaj got 75% as the highest percentage of that semester examination. In the third semester examination total 22 students got first class with Miss Aparna Bhoradwaj securing 79.5% as the highest percentage in the class. Total 18 students got first class in the fourth semester examination where Miss Aparna Bhoradwaj again got the highest percentage i.e 74.5%. In the fifth semester examination total 26 students secured first class where Miss Aparna Bhoradwaj & Miss Rupista Heranj both secured the highest percentage of 81.75%. In the sixth semester examination total 21 students got first class where Miss Aparna Bhoradwat again got the highest percentage with 74.25% in this semester examination. After analyzing the over all result of all the semester examinations of these students it was found that 75% students secured first class. In this final examination Miss Aparna Bharadwaj got the over all highest percentage of 78% in the final result

RESULT ANALYSIS
Batch : 2014 to 2017

| Sl.No | Name | 6 TH | 5 TH SEM | 4 TH SEM | 3 RD SEM | 2 ND SEM | 1 ST SEM | TOTAL | % |
|-------|--------------------|-----------------|------------------------|------------------------|------------------------|------------------------|------------------------|-------|-------|
| 1 | ANTARA SAHA | 329 | 317 | 153 | 130 | 65 | 66 | 1060 | 75.71 |
| 2 | SANGEETA SONOWAL | 314 | 310 | 141 | 142 | 74 | 73 | 1054 | 75.29 |
| 3 | MINAKSHI ROY | 301 | 310 | 145 | 149 | 68 | 71 | 1044 | 74.57 |
| 4 | SANGEETA BISWAS | 298 | 312 | 146 | 130 | 77 | 76 | 1039 | 74.21 |
| 5 | PARISHMA MORAN | 308 | 311 | 144 | 135 | 70 | 70 | 1038 | 74.14 |
| 6 | SUMI PHUKAN | 304 | 307 | 146 | 137 | 63 | 73 | 1030 | 73.57 |
| 7 | ANURADHA VERMA | 306 | 299 | 152 | 142 | 57 | 70 | 1026 | 73.29 |
| 8 | CHILANEE PANGYOUK | 307 | 311 | 138 | 135 | 61 | 72 | 1024 | 73.14 |
| 9 | PALLABI GOGOI | 316 | 317 | 136 | 119 | 61 | 72 | 1021 | 72.93 |
| 10 | SUNANDA GHOSH | 311 | 294 | 135 | 135 | 61 | 72 | 1008 | 72.00 |
| 11 | ARPITA SARKAR | 309 | 292 | 139 | 131 | 61 | 61 | 993 | 70.93 |
| 12 | ANU GUPTA | 292 | 314 | 144 | 127 | 54 | 57 | 988 | 70.57 |
| 13 | PRIYA DEVI MOUT | 307 | 293 | 131 | 129 | 61 | 60 | 981 | 70.07 |
| 14 | MONIKA MORAN | 315 | 296 | 128 | 114 | 60 | 65 | 978 | 69.86 |
| 15 | PURABI BORAH | 294 | 302 | 135 | 129 | 60 | 57 | 977 | 69.79 |
| 16 | SEWALI BORSAIKIA | 291 | 308 | 122 | 138 | 53 | 64 | 976 | 69.71 |
| 17 | MAYURI SAIKIA | 286 | 291 | 130 | 134 | 64 | 69 | 974 | 69.57 |
| 18 | PAPELI GUHA | 296 | 289 | 131 | 123 | 57 | 70 | 966 | 69.00 |
| 19 | PORINITA BORGOHAIN | 307 | 296 | 126 | 109 | 53 | 62 | 953 | 68.07 |
| 20 | JYOTI SHARMA | 288 | 279 | 125 | 130 | 59 | 65 | 946 | 67.57 |
| 21 | DIPANJALI GOHAIN | 288 | 289 | 117 | 135 | 58 | 58 | 945 | 67.50 |
| 22 | PRITI DEY | 298 | 280 | 130 | 127 | 52 | 55 | 942 | 67.29 |

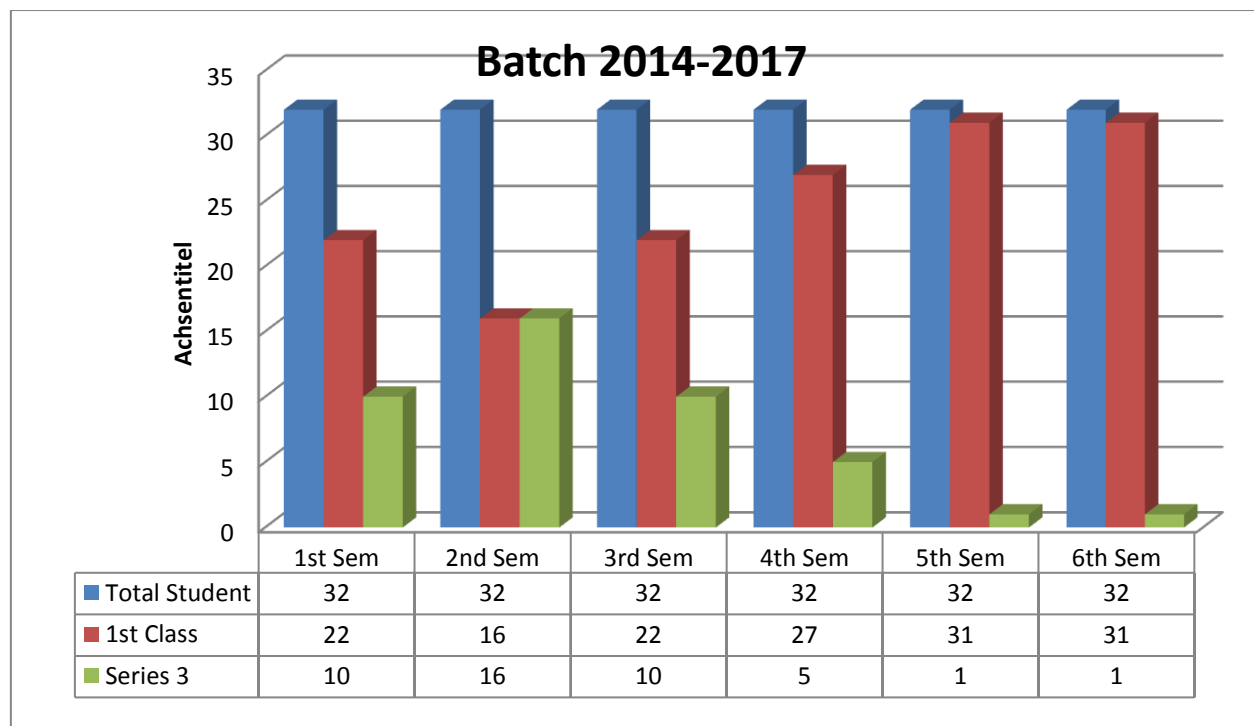
| | | | | | | | | | |
|----|---------------------|-----|-----|-----|-----|----|----|-----|-------|
| 23 | JHARNA GOGOI | 278 | 288 | 126 | 129 | 58 | 54 | 933 | 66.64 |
| 24 | PALLABI MORAN | 295 | 273 | 121 | 111 | 51 | 70 | 921 | 65.79 |
| 25 | RIMLI DAS | 266 | 265 | 132 | 120 | 66 | 56 | 905 | 64.64 |
| 26 | DIMPEE BARMAN | 265 | 267 | 118 | 130 | 66 | 55 | 901 | 64.36 |
| 27 | ANKITA NAG | 276 | 273 | 121 | 107 | 56 | 61 | 894 | 63.86 |
| 28 | MONIKONGGONA CHETIA | 274 | 274 | 109 | 117 | 42 | 66 | 882 | 63.00 |
| 29 | PUJA DAS | 256 | 262 | 127 | 116 | 53 | 52 | 866 | 61.86 |
| 30 | PUJA SEKHAR PRASAD | 272 | 259 | 128 | 101 | 49 | 56 | 865 | 61.79 |
| 31 | ANTARA KANUNGO | 239 | 266 | 116 | 119 | 44 | 58 | 842 | 60.14 |
| 32 | BITHIKA BORAH | 251 | 236 | 96 | 112 | 53 | 61 | 809 | 57.79 |

In the new session of July 2014 total 32 students were selected for education major. For this an entrance test was held in the department where total 102 students appeared. Out of those students 32 were selected on the basis of their marks obtained in the entrance test. Though a large number of students appeared in the entrance test yet we could accommodate only 32 students due to the problems faced during practice teaching and laboratory practical. Thus the department could accommodate only 32 students for this batch. Semester wise results are cited in the table No 4.

Table No. 4
TOTAL RESULT OF THE BATCH OF 2014-2017 AT A GLANCE

| Examination | Students Appeared | No of first class | 1 st Class % | Highest % | Highest % secured by |
|---------------------|-------------------|-------------------|-------------------------|-----------|-----------------------------|
| 1st Sem | 32 | 22 | 68.75 | 76% | Sangeeta Biswas |
| 2 nd Sem | 32 | 16 | 50 | 77% | Sangeeta Biswas |
| 3 rd sem | 32 | 22 | 68.75 | 74.5% | Minakshi Roy |
| 4 th Sem | 32 | 27 | 84.38 | 76.5% | Antara Saha |
| 5 th Sem | 32 | 31 | 96.88 | 79.25% | Antara Saha & Pallabi Gogoi |
| 6 th Sem | 32 | 31 | 96.88 | 82.25% | Antara Saha |

***In the final result of this batch 96.88% students secured first class. In this final examination Antara Saha got the over all highest percentage of 75.71% in the final result.



Graphical representation of the Result (Batch 2014-2017)

From the table it is observed that in the first Semester examination of this batch 22 students out of 32 got first class in their major subject. Miss Sangeeta Biswas got 76% which was the highest percentage of that semester. In the second semester only 16 students got first class in which consistently Miss Sangeeta Biswas got 77% as the highest percentage of that semester examination. In the third semester examination again 22 students got first class with Miss Minakshi Royn securing 74.5% as the highest percentage in the class. In 4th semester final examination a total no of 27 students got first class where Miss Antara Saha got the highest percentage i.e 76.5%. In the fifth semester examination total 31 students out of 32 got first class where Miss Antara Saha and Miss Pallabi Gogoi got the highest percentage of 79.25%. In the sixth semester examination also 31 students out of 32 got first class where again Miss Antara Saha got the highest percentage in this semester examination with 82.25% . After analyzing the over all result of all the semester examinations of these students it was found that 96.88% students secured first class. In this final examination Miss Antara Saha got the overall highest percentage of 75.71% in the final result.

Results at a Glance (Major)

(Last Five years)

| Year | Students Appeared | Pass % | No. of 1 st Class | % of 1 st Class |
|------|-------------------|--------|------------------------------|----------------------------|
| 2013 | 21 | 96 | 14 | 66.67 |
| 2014 | 17 | 100 | 17 | 100 |
| 2015 | 32 | 100 | 26 | 81.25 |
| 2016 | 28 | 96.3 | 21 | 75 |
| 2017 | 32 | 100 | 31 | 96.88 |

